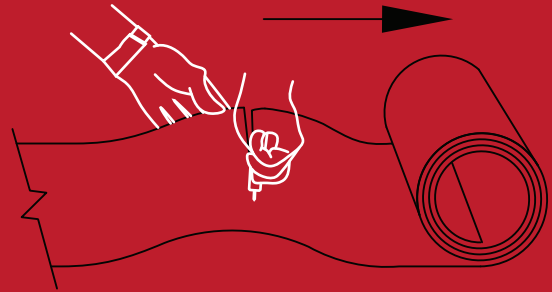


INSTALLATION INSTRUCTIONS

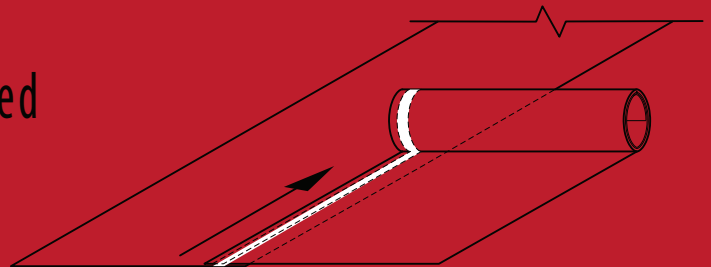
STEP 1

Unroll Ram Board Plus logo side up
lift away from floor to cut



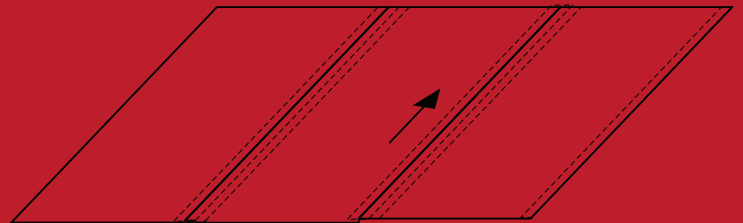
STEP 2

Overlap next row following preprinted
Ram Board Plus overlap line



STEP 3

Overlap seams following the
preprinted overlap line



STEP 4

Pull tape backing from underneath
Ram Board Plus while walking behind,
stepping on tape overlap

